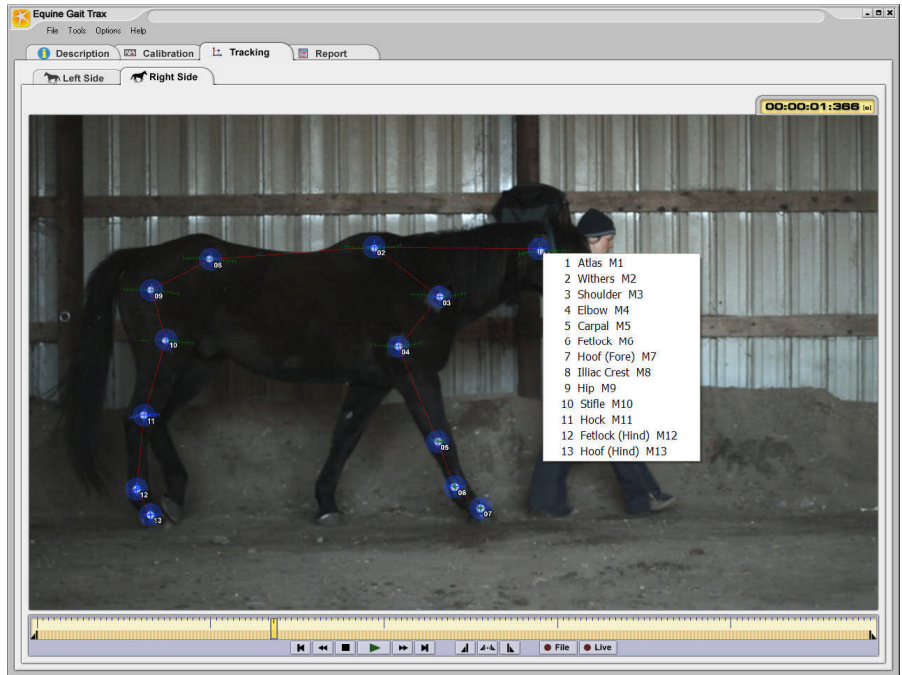




Equine Gait Trax Digital Motion Analysis System



Equine Gait Trax - The package made specifically for the analysis of equine gait.

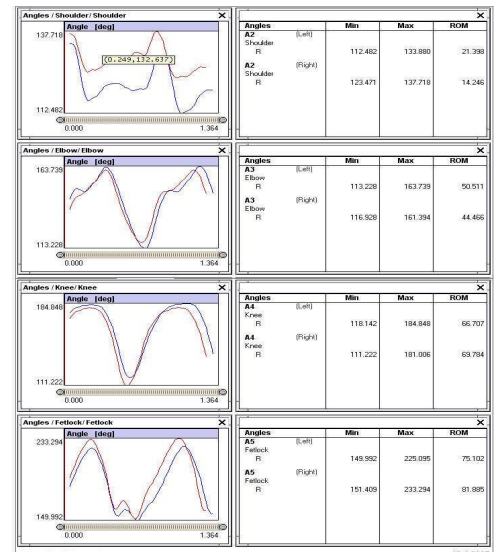

Motion Imaging Corporation introduces the new motion tracking software specifically designed to aid in the evaluation and assessment of lameness and other gait abnormalities in horses.

MIC, in partnership with prominent DVM's, has created a plug and play system to be used by veterinarians in the field or at the office. The system consists of a camera and laptop computer with intuitive software allowing for the acquisition of video data with a rapid output of a comprehensive right side versus left side comparison reports.

Utilizing a specific set up of 26 markers the DVM can quickly have quantitative values used in assessing gait, printed into a report in a matter of minutes. Lameness evaluations are now more readily available in a timely manor.

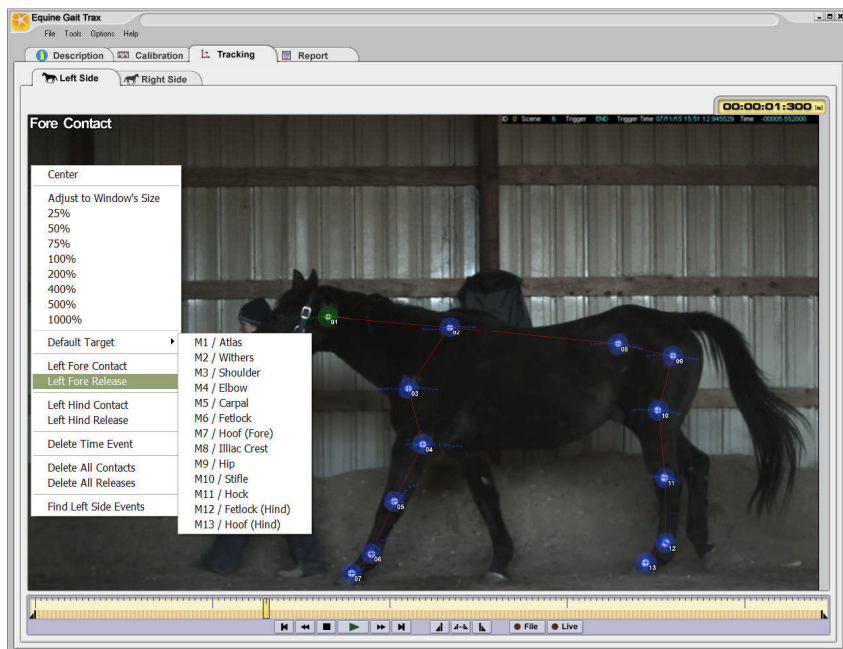
Examples of some of the common data output are: angular displacements for the shoulder, elbow, fetlocks, hip, stifle, and hock as well as step distance, stance time, and swing time. Reports are created automatically overlaying curves comparing right versus left angles, and velocities. Videos displayed with the report allow the DVM to compare his subjective analysis with the quantitative values.

Equine Gait Trax was designed to set up indoors or outdoors. The DVM places the marker set on specific boney landmarks on the horse, the horse is then walked through the field of view and the video data for both the right and left side of the horse is captured. The markers are then tracked and the data is then displayed for both sides of the body in a comprehensive easy to read report. Comparative assessments of pre and post treatment or surgery can now be compared quantitatively.



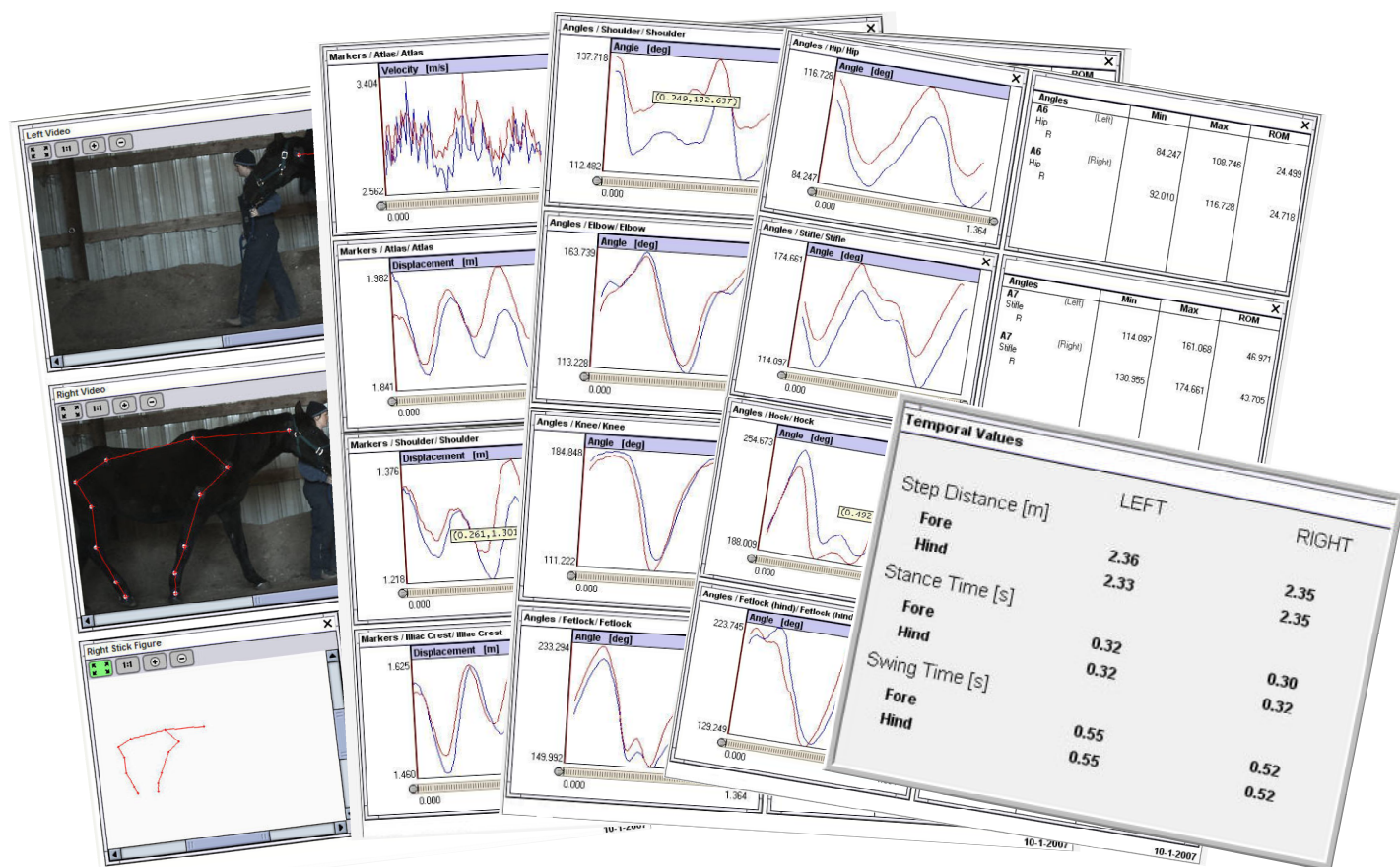
Equine Gait Trax

- Use Indoors or Outdoors
- 26 Anatomical Markers
- Bilateral Comparisons
- Plug and Play
- Capture Live Video
- Qualitative Values
- Capture to report in minutes
- High Shutter Rates
- Quick treatment assessment
- Auto Hoof contact and release



Sample Report

Five pages providing Video and Stick figure playback. The speed of the horse, amount of head, shoulder and hip displacement. Range of motion for the shoulder, elbow, knee, fetlock, hip, stifle and hock. Temporal data for stride length, stance and swing time for fore and hind limbs. All data is displayed comparing right to left sides. Videos can be exported to disk for clients personal use.



Contact Us:

Motion Imaging Corporation
 PO Box 941288
 Simi Valley, CA 93094-1288
 Tel: (805) 577-0463
 sales@mi-as.com

Visit our web site at www.mi-as.com

